




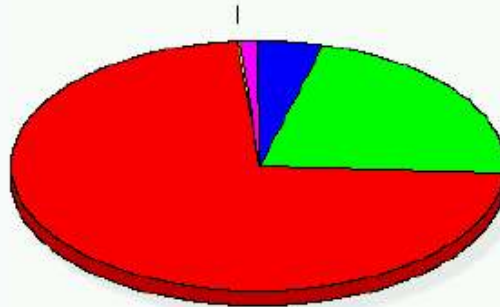
HS 47--WOOD PULP ETC; RECOVD (WASTE & SCRAP) PPR & PPRBD  
2006 Exports to China

Change Data

-  View HS-47 IMPORTS
-  View HS-47 BALANCE
-  New Query

Tools

-  Print Preview
-  Download Center
-  View Data - Text Only
-  Locate Trade Partner



Product	Value (\$)	Percent
4707--WASTE AND SCRAP OF PAPER OR PAPERBOARD	1,070,453,831	72.6 %
4703--CHEMICAL WOODPULP, SODA OR SULFATE, NOT DISSOLY GR	320,260,663	21.7 %
4702--CHEMICAL WOODPULP, DISSOLVING GRADES	62,509,100	4.2 %
4704--CHEMICAL WOODPULP, SULFITE, NOT DISSOLVING GRADES	17,099,464	1.2 %
All Others	3,280,282	0.2 %
<b>Grand Total</b>	<b>1,473,603,349</b>	<b>100 %</b>

HS 47--WOOD PULP ETC; RECOVD (WASTE & SCRAP) PPR & PPRBD - Exports to China in thousands (\$ USD)

Item	2001	2002	2003	2004	2005	2006
<b>Total</b>	330,062	414,252	600,573	753,864	992,264	1,473,603
4707--WASTE AND SCRAP OF PAPER OR PAPERBOARD	169,469	212,243	418,079	484,273	691,282	1,070,454
4703--CHEMICAL WOODPULP, SODA OR SULFATE, NOT DISSOLY GR	112,079	125,096	99,509	168,207	212,131	320,261
4702--CHEMICAL WOODPULP, DISSOLVING GRADES	42,585	42,598	46,281	44,340	56,203	62,509
4704--CHEMICAL WOODPULP, SULFITE, NOT DISSOLVING GRADES	4,427	26,285	22,271	36,238	25,025	17,099
4706--PULPS OF FIBERS FROM RECOVERED PPR, OTH CELL MAT'L	348	6,231	6,112	7,239	2,193	1,570
4701--MECHANICAL WOODPULP	1,154	1,799	7,352	4,625	430	916
4705--WOODPULP FROM MECHANICAL/CHEMICAL PULP PROCESSES	0	0	970	8,944	5,000	795